

PLA

April 17, 2018

Presented by

Marty Glaske

Director of Labor Relations/PLA Administrator

Gafcon, Inc.



GROSSMONT-CUYAMACA
COMMUNITY COLLEGE DISTRICT



Project Labor Agreement

GCCCD Governing Board Approval:

- November 15, 2016

Effective date :

- March 28, 2017
- Effective for *three years*

Covered work:

- Phase I Arts & Communications Complex – Performing and Visual Arts Center (PVAC)
- Phase I Science, Math & Career Tech Complex – Building 31
- Ornamental Horticulture Complex

Name	Position	Phone	Email
Brent Bishop	Labor Relations Project Manager	(858) 875-0054	bbishop@gafcon.com
Marty Glaske	Director of Labor Relations/PLA Administrator	(858) 875-0056	mglaske@gafcon.com
Tom Lemmon	San Diego Building & Construction Trades Council Business Manager	(619) 521-2914	tomlemmon@sdbtc.org
Andrew Meling	Southwest Regional Council of Carpenters Business Representative	(858) 621-2674	



Project Update

- **PVAC**
 - All Trade Contracts Novated
 - PLA Pre-job Conference held on: March 5
 - PLA requirements
 - Contractor work assignments
 - Core workforce requirements
 - Union worker dispatch
 - Union subscription agreements
- **Building 31**
 - Bid analysis underway
- **Ornamental Horticulture Complex**
 - DSA submission anticipated for end of April 2018



PLA Evaluation Plan

Key Performance Indicators:

1. Local Hire
 - Goals
 - Local Hire Workforce Evaluation (PVAC To Date)
 - Bid analysis
2. Project Cost Impacts
 - Bid analysis
3. Project Schedule Impacts
4. Program Cost Impacts



KPI #1-Local Hire

The PLA states the local project labor hire goals as follows:

	Goal	PVAC To Date Status
GCCCD	40%	41%
San Diego County	90%	77%

- In the event the Union has no one in its job referral system who resides in the District the Union shall next dispatch residents of San Diego County or Veteran with a verified DD 214.
- Any District Resident enrolled in an Apprenticeship Program after the effective date of this PLA shall be include in the 40% goal.



KPI #1-PVAC Local Hire Workforce Evaluation

As of April 3, 2018

Area	Total Number of Workers	% of Total Workers	Total Hours Worked	% of Total Hours Worked	Wages w/ Benefits	Wages w/o Benefits	Number of Apprentices	Number of Journeymen	Number of Foreman	Number of Owner Operators	Number of Supervisors
Zip Lists											
Grossmont-Cuyamaca Community College District	76	39.79 %	3,712.70	40.68 %	\$250,609.00	\$183,124.74	14	55	7	0	0
San Diego County	82	42.93 %	3,297.99	36.14 %	\$165,355.20	\$118,828.26	17	62	4	0	0
Total Local Area Workers	158	82.72%	7,010.69	76.82%	\$415,964.20	\$301,953.00	31	117	11	0	0
Employees Not In Specified Zip Lists	33	17.28 %	2,115.27	23.18 %	\$121,801.95	\$81,410.63	1	31	1	0	0
Demographic Profile											
African American	5	2.62 %	773.00	8.47 %	\$30,027.46	\$20,245.58	1	4	0	0	0
Native American	3	1.57 %	63.25	0.69 %	\$2,471.55	\$2,018.80	0	2	1	0	0
Asian	1	0.52 %	4.00	0.04 %	\$306.48	\$203.88	0	1	0	0	0
Hispanic	67	35.08 %	2,659.35	29.14 %	\$141,897.06	\$94,758.11	17	49	1	0	0
Caucasian	73	38.22 %	3,933.46	43.10 %	\$239,916.57	\$172,725.30	13	52	9	0	0
Other	42	21.99 %	1,692.90	18.55 %	\$123,147.03	\$93,411.96	1	40	1	0	0
Male	186	97.38 %	8,930.64	97.86 %	\$525,499.65	\$373,660.73	32	143	12	0	0
Female	5	2.62 %	195.32	2.14 %	\$12,266.51	\$9,702.89	0	5	0	0	0
Veteran	2	1.05 %	77.83	0.85 %	\$2,239.85	\$2,040.35	0	2	0	0	0
Disadvantaged	0	0.00%	0	0.00%	\$0.00	\$0.00	0	0	0	0	0
Total Employees	191		9,125.96		\$537,766.15	\$383,363.62	32	148	12	0	0



Prop V Summary Detail Report-KPI #1&2

No.	Project Name	Budget Summary	Expenditure Summary						Percentage Summary		Bid Summary						Labor Force Summary			
		Total Original Budget	Soft Costs		Construction Costs			Total Project Cost	Const. Costs as a % of Total Project Cost	Soft Costs as a % of Total Project Cost	Total Bids Rec'd	Type of Bidder			Location of Bidder			East County Labor Force (GCCCD Area)	Local Labor Force (SD County)	Out of Area Labor Force
			Total Soft Costs	Awarded Const. Contract Amount	Approved Change Orders	CO Rate	Total Const. Cost					SBE Bidders	DVBE Bidders	Other Bidders	East County Bidders (GCCCD Area)	Local Bidders (SD County)	Out of Area Bidders			
Grossmont College																				
1	Parking Lot and Roadway Repairs	2,592,175	435,850	1,557,232	149,004	9.57%	1,706,236	2,142,086	79.65%	20.35%	6	2	1	3	3	3	0	11	29	5
2	12kv Main Service Replacement	3,192,018	547,110	1,863,313	4,455	0.24%	1,867,768	2,414,878	77.34%	22.66%	6	0	0	6	2	2	2	25	35	34
3	Main Chiller Upgrade	8,793,066	1,512,696	7,845,000	(132,871)	-1.69%	7,712,129	9,224,825	83.60%	16.40%	3	0	0	3	1	2	0	52	12	48
4	Building 21 Interim Corridor	176,440		76,717	(15,000)	-19.55%	61,717				4	4	0	0	0	4	0	4	11	2
5	Building 36 HVAC	695,350		502,300	7,848	1.56%	510,148				6	2	0	4	1	3	2	22	36	11
6	Pool Equipment Replacement	795,000		548,000	28,662	5.23%	576,662				3	1	1	1	1	0	2	1	15	5
7	Interim Swing Space Phases 1-3	3,736,370	916,727	819,000		0.00%					2	0	0	2	0	2	0			
8	Performing and Visual Arts Center	42,772,775	3,843,377	36,960,402		0.00%					68	19	0	49	15	29	24			
9	Building 31 Renovation	14,345,226	1,722,159								4	1	0	3	2	1	1			
Sub Total Grossmont College		77,098,420	8,977,919	50,171,964	42,098	0.08%	12,434,660	13,781,789	90.23%	65.14%	102	29	2	71	25	46	31	115	138	105
Cuyamaca College																				
1	Weight Training Classroom	393,981	330,019	59,500	940	1.58%	60,440	390,459	15.48%	84.52%	3	2	1	0	1	1	1	0	4	1
2	Phase 1 Parking Lot/Roadway Repairs	520,632	96,935	294,000	(3,575)	-1.22%	290,425	387,360	74.98%	25.02%	7	2	3	5	2	5	0	7	7	3
3	Phase 2 Parking Lot/Roadway Repairs	681,000	160,928	525,065	(4,993)	-0.95%	520,072	680,999	76.37%	23.63%	7	2	0	3	2	5	0	2	19	1
4	One Stop HVAC Upgrades	304,446	114,399	188,900	3,885	2.06%	192,785	307,184	62.76%	37.24%	7	3	3	1	2	5	7	2	2	0
5	Upgrade Electrical Panel	863,469	407,281	444,750	(20,241)	-4.55%	424,509	831,790	51.04%	48.96%	6	1	1	4	2	3	1	0	9	0
6	Track Enhancements	2,615,466	3,153,520	1,150,000	281,473	24.48%	1,431,473	4,584,993	31.22%	68.78%	5	2	0	3	0	4	1	7	11	20
7	Exercise Bldg D	1,600,000	1,720,891	989,000	(3,545)	-0.36%	985,455	2,706,346	36.41%	63.59%	7	5	1	1	2	5	0	6	45	25
8	CDC Roof Replacement	274,978	70,980	153,333	(15,333)	-10.00%	138,000	208,980	66.04%	33.96%	8	6	0	2	1	4	3	0	8	2
9	LRC Rooftop AHU's	1,028,401		783,400	(142,578)	-18.20%	640,822				3	1	0	2	2	1	0			
10	Building L Remodel	1,435,202	254,904	897,836		0.00%	897,836				9	5	2	2	4	5	0			
11	Ornamental Horticulture Complex																			
Sub Total Cuyamaca College		9,717,575	6,309,857	5,485,784	96,033	1.75%	5,581,817	10,098,111	55.28%	62.49%	62	29	11	23	18	38	13	24	105	52
District-Wide																				
1	Yr1 Lighting Fixtures & Controls Update	2,169,466	265,958	1,508,016	-42,224	-2.80%	1,465,792	1,731,750	84.64%	15.36%	7	2	2	3	2	3	2	2	8	5
2	Yr2 Lighting Controls & HVAC Upgrade	1,100,723	304,593	771,060	-51,528	-6.68%	719,522	1,024,115	70.26%	29.74%	3	2	1	0	1	2	0	5	10	2
3	Yr3 Energy Conservation Measures	1,489,292	435,972	1,241,455	-110,192	-8.88%	1,131,263	1,567,235	72.18%	27.82%	3	2	1	0	1	2	0	6	20	10
4	District Auxiliary Modular Office	440,156	111,674	294,156	-5,674	-1.93%	288,482	400,156	72.09%	27.91%	2	1	0	1	1	1	0	9	15	3
Sub Total District Wide		5,199,637	1,118,197	3,814,677	-209,618	-5.50%	3,605,059	4,723,256	76.33%	23.67%	15	7	4	4	5	8	2	22	53	20
Grand Total		92,015,632	16,405,973	59,472,425	-71,487	-0.12%	21,621,536	28,603,156	75.59%	57.36%	179	65	17	98	48	92	46	161	296	177

*
*

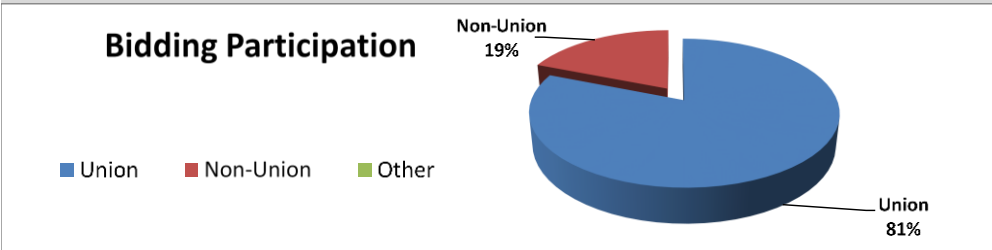
*

PROJECTS UPDATE



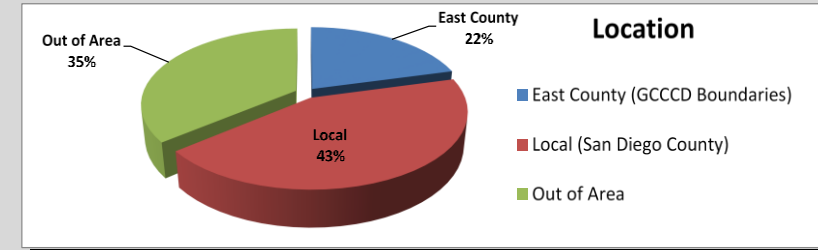


Bidding Participation Summary- All Bids (KPI #1&2)
Phase 1 Arts and Communication Complex-Performing and Visual Arts Center
As of February 8, 2018



Business Subset	Number of Bidders
Union	55
Non-Union	13
Other	0
Total	68

Of the **68** respondents in the bid pool, **55** of them are Union affiliated which represents **81%** of bidders.

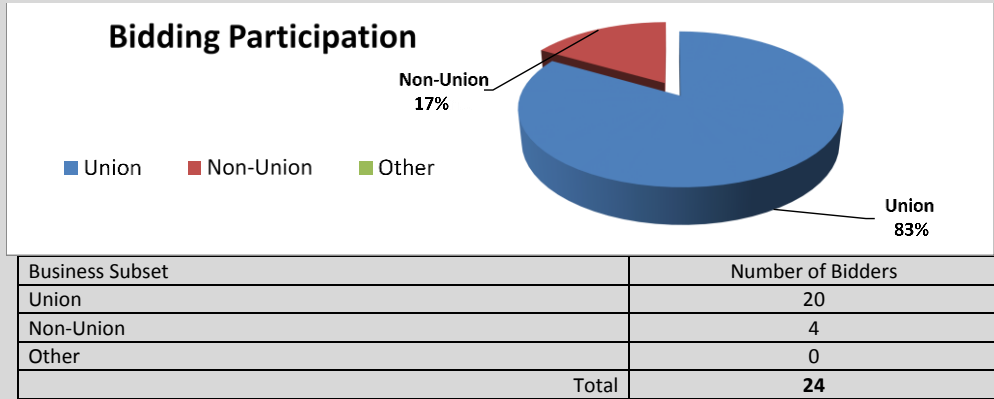


Business Subset	Number of Bidders
East County (GCCCD Boundaries)	15
Local (San Diego County)	29
Total Local Business	44
Out of Area	24
Total	68

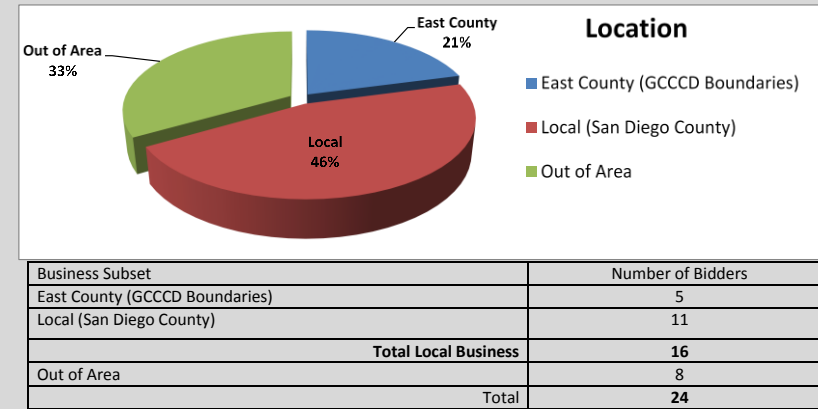
Of these same **68** bidders, **44** are local firms with businesses located within San Diego County, and **15** of these are considered to be East County firms since these businesses are located within the District's boundaries.



**Bidding Participation Summary- *Bids Awarded* (KPI #1&2)
Phase 1 Arts and Communication Complex-Performing and Visual Arts Center
As of February 8, 2018**



Of the **24** bid packages awarded, **20** of them are Union affiliated which represents **83%** of bidders awarded.

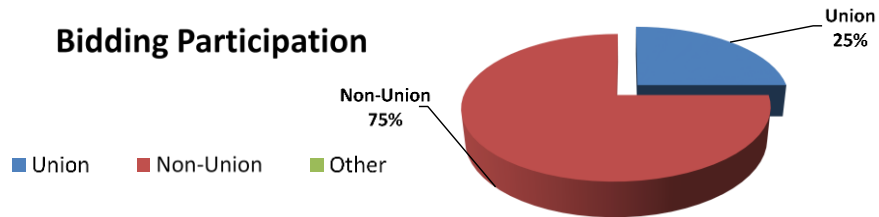


Of these same **24** bid packages awarded, **16** are local firms with businesses located within San Diego County, and **5** of these are considered to be East County firms since these businesses are located within the District's boundaries.



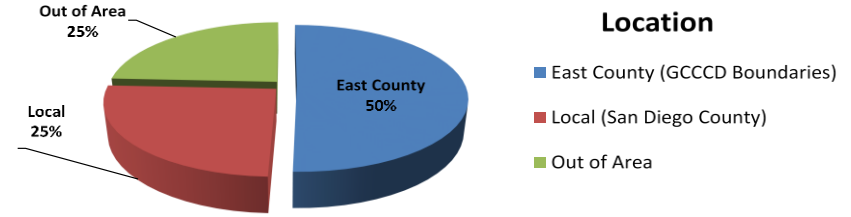
Bidding Participation Summary- *All Bids* (KPI #1&2) Science, Math and Career Tech Complex – Building 31 Renovation *As of March 29, 2018*

Bidding Participation



Business Subset	Number of Bidders
Union	1
Non-Union	3
Other	0
Total	4

Location



Business Subset	Number of Bidders
East County (GCCCCD Boundaries)	2
Local (San Diego County)	1
Total Local Business	3
Out of Area	1
Total	4

- Outreach Event: January 25
- Contacted 99 firms
- Project Bid: March 29
- Received **4** bids
 - Analysis underway

- Of the 99 Contractors, 5 beyond bond capacity; 11 were not interested; 3 stated they wouldn't bid due to PLA



Next Steps

- **Outreach**
 - Ornamental Horticulture Complex
 - Offsite outreach events
 - Student involvement
- **Continue to Monitor KPI's**
 1. Local Hire
 2. Project Cost Impacts
 3. Project Schedule Impacts
 4. Program Cost Impacts